

KT3 »drive« order picking trolley

Effort-saving picking with electric drive



KT3 »drive« order picking trolley

Transport made easy. Feel the difference!

- > 5th wheel with an electric drive feature
- > Battery technology with energy recovery through recuperation
- > Ergonomic, height-adjustable handle unit



KT3 »DRIVE«
Equipment example, dimensions without add-on parts and handle
L 1,700 x B 625 x H 1,800 mm

Can be rotated 360° on the spot

Basic model

Standard equipment: Side sections made from square tube frame with wire mesh, inserted into chassis and screwed into place. One wire shelf at the top and one at the bottom, screwed to the side sections. Height-adjustable handle unit with belly switch, horn and speed controller. Two basic levels (max. 2.8 and 5.5 km/h), which can be freely adjusted within the basic levels. Slide-in holder with lithium-ion battery on the side section.

Note: The associated charging station with wall attachment must be ordered separately.

Castors: 4 swivel castors, Ø 125 mm, with bumper. Elastic tread. 5th wheel with integrated electric drive feature.

Surface finish: High-gloss, galvanised, chrome-plated. 1 or 2 coloured plastic powder coating on request.


Technical details

Basic model	KT3 »drive«			
Length - from side section to side section (mm)	1,300		1,700	
Width (mm)	625		625	
Height (mm)	1,600	1,800	1,600	1,800
Load capacity (kg)	300	300	300	300
Load capacity of shelf (kg)	75	75	75	75

KT3 »drive« order picking trolley

Effortless transport increases productivity!

The fifth wheel mounted in the centre has an **electric drive**. It ensures directionally stable driving as well as safe manoeuvring with minimal effort. Up to 30% of the energy consumed can be recovered through recuperation when slowing.



Multifunctional handle

The speed (max. 5.5 km/h) is **continuously adjustable and controlled via two toggle switches on the handle**. A crawl speed button allows slow travel (max. 2.8 km/h). If the red belly switch on the handle comes into contact with your body, the direction of travel reverses. The handle also has a horn as an additional acoustic warning signal.


The height of the handle unit can be adjusted ergonomically using a lever.



Lithium-ion battery

The battery can be conveniently replaced via a slide-in holder for multi-shift operation. **Our tip: Order replacement battery now for non-stop power!**

The **charging station** consists of a wall attachment with a slide-in holder for the battery and an integrated charger.



The capacity display provides information about the remaining battery power in real time.

Battery capacity	20 Ah
Voltage	25.2 V
Operating current	30 A
Temperature range	+5 to +35 °C
Charging time	approx. 6 h
Lifespan (full cycles)	> 500



Charging station with wall attachment

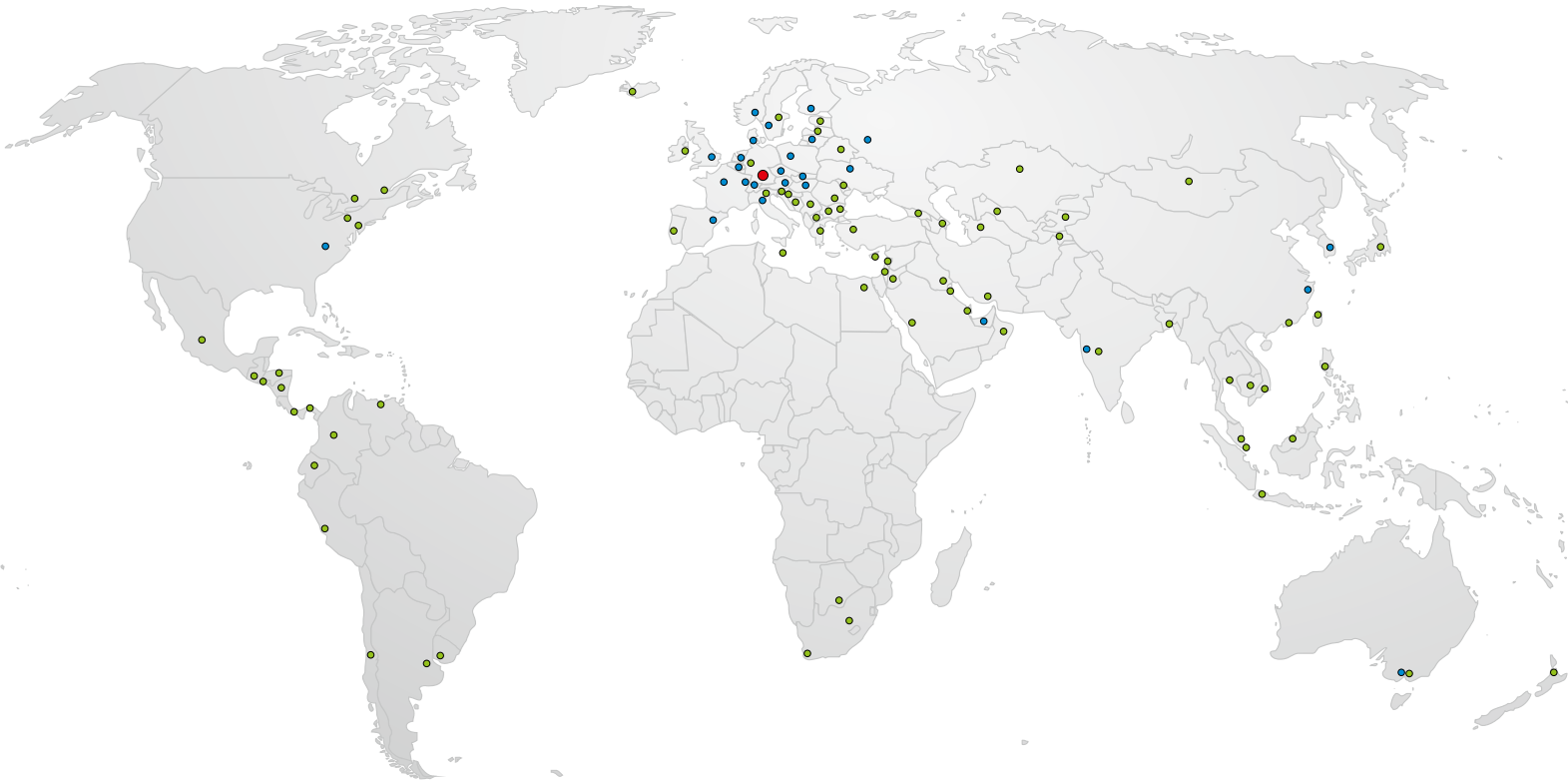
Wide range of accessories

The **modular design of the order picking trolley** means it can be equipped with a range of features: Additional wire or wooden shelves, rear panel grate, compartment divider, writing board, note holder and much more. Contact us!

BlueBeam (optional)

Visual path warning device. The headlight is fitted to the side section opposite the handle unit.





Wanzl worldwide

- Head Office
- Subsidiaries
- Partners



GERMANY

Wanzl GmbH & Co. KGaA
Rudolf-Wanzl-Straße 4
89340 Leipzig

Phone +49 (0) 82 21 / 7 29-0

info@wanzl.com
www.wanzl.com

GREAT BRITAIN

Wanzl Ltd.
Europa House
Heathcote Lane
Warwick CV34 6SP

Phone +44 (0) 1926 / 45 19 51

enquiries@wanzl.co.uk
www.wanzl.com

AUSTRALIA

Wanzl Australia Pty Ltd
3 Haymer Ct,
Braeside VIC 3195

Phone +61 (0) 3 / 9808 2299

info.au@wanzl.com
www.wanzl.com